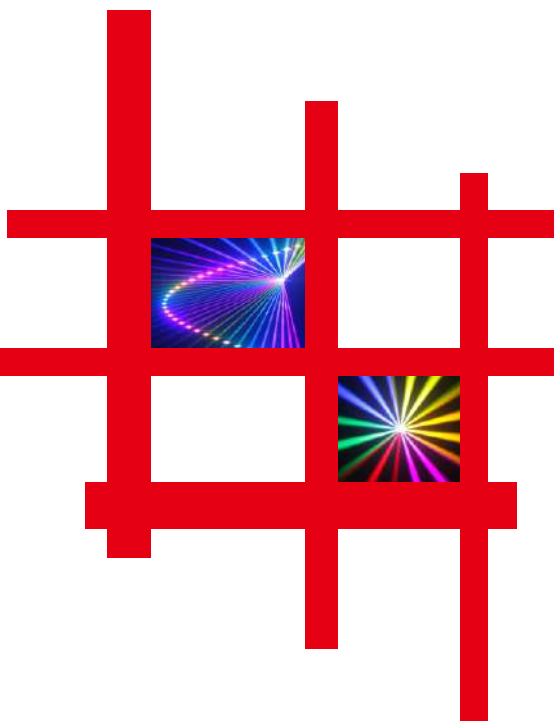


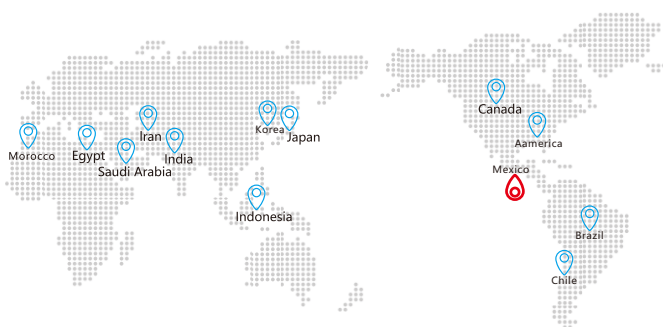


ABLite Professional Stage Lighting



PRODUCT CATALOG

Ablite Professional Stage Lighting Sanyi Lights Inc

The logo for Ablite, featuring the letters 'AB' in a stylized, bold, red font, followed by the word 'Lite' in a smaller, red, sans-serif font, with a registered trademark symbol (®) to the upper right.The logo for Sanyi Lights, featuring the word 'Sanyi' in a red, sans-serif font above the word 'Lights' in a red, sans-serif font, with a registered trademark symbol (®) to the upper right.The logo for TriSPARK, featuring the word 'Tri' in a yellow, sans-serif font above the word 'SPARK' in a black, sans-serif font, with a registered trademark symbol (®) to the upper right. The text is surrounded by a black, stylized, circular graphic element.The logo for S.K., featuring the letters 'S.K.' in a blue, sans-serif font, with a registered trademark symbol (®) to the upper right.The logo for SPARK Egypt, featuring the word 'SPARK' in a red, sans-serif font above the word 'Egypt' in a smaller, red, sans-serif font, with a registered trademark symbol (®) to the upper right.The logo for SPARK, featuring the word 'SPARK' in a red, sans-serif font, with a registered trademark symbol (®) to the upper right.

La empresa tiene su sede principal en China. En la actualidad, tiene 16 sucursales en el extranjero. Formando una extensa red de negocios internacionales, destacando su fuerte capacidad de diseño global y su competitividad en el mercado.



Moving Head Light

800W LED Spot Frame light

LED-800W



Power

Input voltage: AC100-240V 50/60Hz

Power consumption: 900W

Fixture

IP rating: IP20

Cooling method: fan cooling

Max ambient temp: 45°C

Case color: black

LED

LED: 800W white LED module

Color Temp: 8000K

CRI: >80

Average lifespan: 20,000 hours

Control

DMX channel: 36CH

DMX connector: 3Pin XLR input/output

Power connector: PowerCon input

Control mode: DMX/master-slave/auto/sound/RDM

Pan: 540° 16bits, Tilt: 270° 16bits

Precise and fast Pan/Tilt movements

Motorized focus, frost, zoom, iris, split color

3-phase motor for Pan/Tilt, automatic position correction

Static gobo wheel: 8 gobos plus open with gobo shaking function

Rotating gobo wheel: 7 replaceable gobos plus open with gobo shaking function

Static color wheel: 6 colors plus open, and split color effect

Smooth CMY+CTO color mixing system

Prism 1: 3-facet rotating

Aperture: 5-100% smooth adjustment

Full color LCD touch display with 4 buttons

With RMD function and software upload via DMX cable

Cutting disc: a set of controllable light spot cutting angle system composed of

4 corner cutting pieces, the entire cutting angle system can rotate by 90°, and through precise control of the cutting lens, can create any direction of triangle, rhombus, rectangle and other shapes of light spots

Color effect

Color: 6 colors+open, split color, CMY+CTO color mixing

Beam angle: 4-49°

Dimming: 0-100% linear

Strobe: 0-25Hz, random strobe and pulse strobe

Lux: 110,000Lux @ 5m & 4° (spot Ø 39mm),

Dimension

Product dimension: 42x29x81 cm (LxWxH)

N.W: 35KGS

Flight case packing

Moving Head Light



700W LED Profile

LED-M700W Profile



Power

Input voltage: AC100-240V 50/60Hz

Power consumption: 711W

Fuse:10A

Fixture

IP rating: IP20

Cooling method: fan cooling

Max ambient temp: 45°C

Case color: black

LED

LED: 600W white LED module

Color Temp:8000K

CRI:>80

Average lifespan: 20,000 hours

Control

DMX channel: 35CH

DMX connector: 3Pin XLR input/output

Power connector: PowerCon input

Control mode: DMX/master-slave/auto/sound/RDM

Pan: 540°16bits, Tilt: 270°16bits

Precise and fast Pan/Tilt movements

Motorized focus, frost, zoom, iris, split color

3-phase gobo motor for Pan/Tilt, automatic position correction

Static gobo wheel: 7 gobos plus open with gobo shaking function

Rotating gobo wheel: 7 gobos plus open with gobo shaking function

Static color wheel: 5 colors plus open, and split color effect

Smooth CMY+CTO color mixing system

Prism 1: 6 rows of mirrors ;prism 2: 4-facet rotating

Aperture: 5-100% smooth adjustment

Full color LCD touch display with 4 buttons

With RMD function and software upload via DMX cable

Cutting disc: a set of controllable light spot cutting angle system

composed of 4 corner cutting pieces, the entire cutting angle

system can rotate by 90°, and through precise control of the

cutting lens, can create any direction of triangle,

rhombus, rectangle and other shapes of light spots

Color effect

Color: 5 colors+open, split color, CMY+CTO color mixing

Beam angle: 4-36°

Dimming: 0-100% linear


Strobe: 0-25Hz, random strobe and pulse strobe

Lux: 111,000Lux @ 5m & 4° (spot Ø 35mm),

Dimension

Product dimension: 36x25.2x71.2cm (LxWxH)

N.W: 25KGS





Moving Head Light

LED BEAM Light
LED-681 BSW CMY



Power

Input voltage: AC100-240V 50/60Hz

Power consumption: 700W

Fuse:10A

Fixture

IP rating: IP20

Cooling method: fan cooling

Max ambient temp: 45°C

Case color: black

LED

LED: 550W white LED module

Color Temp:8100K

CRI:>80

Average lifespan: 20,000 hours

Control

DMX channel: 24CH

DMX connector: 3Pin XLR input/output

Power connector: PowerCon input

Control mode: DMX/master-slave/auto/sound/RDM

Pan: 540°16bits, Tilt: 270°16bits

Precise and fast Pan/Tilt movements

Motorized focus, frost, zoom, iris, split color

3-phase motor for Pan/Tilt, automatic position correction

Static gobo wheel: 11 gobos +open

Rotating gobo wheel: 7 gobos +open

Static color wheel:9colors +open,and split color effect

Smooth CMY+CTO color mixing system

Prism 1: 3-facet rotating ;prism 2: 3-facet rotating

LCD touch display with 4 buttons

With RMD function and software upload via DMX cable

Color effect

Color: 9 colors+open, split color,CMY+CTO+CTB color mixing

Beam angle: 4.9-33.9°

Dimming: 0-100% linear

Strobe: 0-25Hz, random strobe and pulse strobe

Lux: 81,000Lux @ 10m & 4° (spot Ø 31mm),

Dimension

Product dimension: 36x25.2x71.2cm (LxWxH)

N.W: 23KGS

Moving Head Light



LED BEAM Light LED-600BSWF



Power

Input voltage: AC100-240V 50/60Hz

Power consumption: 700W

Fuse:10A

Fixture

IP rating: IP20

Cooling method: fan cooling

Max ambient temp: 45°C

Case color: black

LED

LED: 550W white LED module

Color Temp:8100K

CRI:>80

Average lifespan: 20,000 hours

Control

DMX channel: 24CH

DMX connector: 3Pin XLR input/output

Power connector: PowerCon input

Control mode: DMX/master-slave/auto/sound/RDM

Pan: 540°16bits, Tilt: 270°16bits

Precise and fast Pan/Tilt movements

Motorized focus, frost, zoom, iris, split color

3-phase motor for Pan/Tilt, automatic position correction

Static gobo wheel: 11 gobos +open

Rotating gobo wheel: 7 gobos +open

Static color wheel:9colors +open,and split color effect

Smooth CMY+CTO color mixing system

Prism 1: 3-facet rotating ;prism 2: 3-facet rotating

LCD touch display with 4 buttons

With RMD function and software upload via DMX cable

Color effect

Color: 9 colors+open, split color,CMY+CTO+CTB color mixing

Beam angle: 4.9-33.9°

Dimming: 0-100% linear

Strobe: 0-25Hz, random strobe and pulse strobe

Lux: 81,000Lux @ 10m & 4° (spot Ø 31mm),

Dimension

Product dimension: 36x25.2x71.2cm (LxWxH)

N.W: 23KGS



Moving Head Light



480W LED CMY moving head

LED-481



Power

Input voltage: AC100-240V 50/60Hz

Power consumption: 500W

Fixture

IP rating: IP20

Cooling method: fan cooling

Max ambient temp: 45°C

Case color: black

Lamp

Lamp: 400W white LED

Color Temp: 8000K

Average lifespan: 50,000 hours

Control

DMX channel: 24CH

DMX connector: 3Pin XLR input/output

Power connector: PowerCon input

Control mode: DMX/master-slave/auto/sound/RDM

Pan: 540°16bits, Tilt: 270°16bits

Precise and fast Pan/Tilt movements

Motorized focus, frost, zoom, CMY, split color

3-phase motor for Pan/Tilt, automatic position correction

Rotating gobo wheel: 11 replaceable gobos plus open

Static gobo wheel: 8gobos plus open

Static color wheel: 9colors plus open +CTO+CTB

Prism 1: 3-facet rotating

Prism 2: 8-facet rotating

LCD touch display with 4 buttons

With RMD function and software upload via DMX cable

Color effect

Color: 9 colors+open, split color, CMY

Beam angle: 3-23°

Dimming: 0-100% linear

Strobe: 0-25Hz

Lux: 110,000Lux @ 5m & 3° (spot Ø 25mm),

Lux: 26,000Lux @ 5m & 23° (spot Ø 208mm)

Dimension

Product dimension: 28*37*67cm

N.W: 21.8KG



Moving Head Light

Moving Head Light

MHL-M420 IP



Power

Input power: AC100-240V 50/60Hz

Power: 580W

Fixture

IP rating: IP65

Cooling method: fan cooling

Maximum ambient temperature: 45°C

Case color: die-cast aluminium black

Lamp

lamp: 420W Ushio lamp Japan

Color temperature: 8000K

Average lamp lifespan: 2000 hours

Control system

DMX channels: 16/20CH

DMX connector: IP65 3 Pin XLR input and output
with 1.2m 3x2.5mm² cable

Power connector: IP65 PowerCon input and output
with 1.2m 3x0.5mm² cable

Control mode: master-slave/auto/DMX/RDM

Pan: 540°, 16 bits scanning

Tilt: 270°, 16 bits scanning

1 static color wheel: 14 static color gobos+open, with color reposition

1 static gobo wheel: 17 static gobos+open(5 mirror gobos),
with gobo reposition and shaking

1 rainbow effect wheel

Prism 1: 8 facet rotating prism

Prism 2: 16 facet rotating prism

2 prism overlay, motorized focus and frost

200mm diameter optical lens

Accurate and fast XY axis rotation

Electronic error correction function

Full color TFT LCD color display with 5 buttons

Auto high temperature protection for lamp

Color effect

Color: 14 colors+open, split color, rainbow effect

Beam angle: 1.4°

Strobe: 1-25Hz

Linear dimming: 0-100%

Illumination: 420000LUX at 15m

Dimension

Product dimension(LxWxH):44x27.5x73cm


Net weight: 30.5KG

Moving Head Light



Moving Head Light

MHL-M400



Power

Input power: AC100-240V 50/60Hz

Power: 450W

Fuse:8A

Fixture

IP rating: IP20

Cooling method: fan cooling

Maximum ambient temperature: 45°C

Case color: black

Lamp

lamp: 330W LED

Color temperature: 8000K

Average lamp lifespan: 2000 hours

Control system

DMX channels: 16CH

DMX connector: 3/5 Pin XLR input and output

Power connector: PowerCon input and output

Control mode: DMX512/Master-slave/Auto/Sound

Pan: 540°, 16 bits scanning

Tilt: 270°, 16 bits scanning

Gobo wheel: 10 metal+4 glass +white

Color wheel: 13 colors plus open

Prism 1: 12-facet rotatable

Prism 2: 8+16-facet rotatable

With RDM function and software upload via DMX cable

Full color TFT LCD color display with 5 buttons

Color effect

Color: 13 colors+open

Beam angle: 2.3°

Strobe: 1-25Hz

Linear dimming: 0-100%

Illumination: 226000Lux at 5m

Dimension

Product dimension(LxWxH):36*25.3*64cm

Net weight: 19KG



Moving Head Light

380W BSW Moving Head

MHL-380BSW



Power

Input voltage: AC100-240V 50/60Hz

Power consumption: 520W

Fuse: 8A/250V, \varnothing 5*20

Fixture

IP rating: IP20

Cooling method: fan cool

Max ambient temp: 45°C

Case color: black

Lamp

Lamp: Philip 380W lamp

Color Temp: 8000K

Average lifespan: 2,000 hours



Control

DMX channel: 16/20CH

DMX connector: 3Pin XLR input/output

Power connector: PowerCon input

Control mode: DMX/master-slave/auto/sound

Pan: 540°16bits, Tilt: 270°16bits

Precise and fast Pan/Tilt movements

Motorized focus, frost, split color and rainbow effect

3-phase motor for Pan/Tilt, automatic position correction

Color wheel: 13 colors+open

Gobo wheel 1: 11 static gobos plus open

Gobo wheel 2: 7 replaceable gobos plus open

Prism 1: 8-facet rotating, Prism 2: 16-facet rotating

Prism overlay and frost filter

Full color LCD touch display

Software upload via USB link

Color effect

Color: 13 colors+open

Beam angle: 2.5-14.5°

Dimming: 0-100%

Strobe: 0-25Hz

Lux : 215,000Lux @ 10m

Dimension

Product dimension: 450x450x600mm

N.W: 14.8KG

Moving Head Light



380W Beam Moving Head Light IP

MHL-380IP



Power

Input power: AC100-240V

Power frequency: 50/60Hz

Power: 500W

Fixture

IP rating: IP55

Cooling method: air cooling

Maximum ambient temperature: 45°C

Case color: black

Lamp

lamp: 380W lamp

Color temperature: 8000K

Average lamp lifespan: 2000 hours

Control system

DMX channels: 19CH

DMX connector: 3 Pin XLR input and output(hand in hand)

Power connector: PowerCon input and output(hand in hand)

Control mode: master-slave/auto/sound/DMX

Pan: 540°, 16 bits scanning

Tilt: 270°, 16 bits scanning

1 static color wheel: 14 static color gobos+open,
with color reposition

1 static gobo wheel: 12 static gobos+open+5 mirror gobos,
with gobo reposition and gobo shaking

1 rainbow effect wheel

Prism 1:12 facet rotating prism

Prism 2: 8+16 facet rotating prism

2 prism overlay, motorized focus and frost

Accurate and fast XY axis rotation

Electronic error correction function

Full color TFT LCD color display with 5 buttons

Auto high temperature protection for lamp

Color effect

Color: 14 colors+open, split color, rainbow effect

Beam angle: 2°

Strobe: 1-25Hz

Linear dimming: 0-100%

Illumination: 200000LUX at 15m

Dimension

Product dimension(LxWxH): 39x 32x61CM

Net weight: 17KG



Moving Head Light

380W Beam Moving Head

MHL-380BEMA



Power

Input voltage: AC100-240V 50/60Hz

Power consumption: 500W

Fuse: 8A/250V, \varnothing 5*16

Fixture

IP rating: IP20

Cooling method: fan cool

Max ambient temp: 45°C

Case color: black

Lamp

Lamp: 380W lamp

Color Temp: 8000K

Average lifespan: 2,000 hours

Control

DMX channel: 16CH

DMX connector: 3Pin XLR input/output

Power connector: PowerCon input

Control mode: DMX/master-slave/auto/sound

Pan: 540°16bits, Tilt: 270°16bits

Precise and fast Pan/Tilt movements

Motorized focus, frost, split color and rainbow effect

3-phase motor for Pan/Tilt, automatic position correction

Static gobo wheel: 12gobos plus open

Static color wheel: 14colors plus open

1pc rainbow effect wheel

Prism 1: 12-facet, prism 2: 8+16-facet rotating

Color effect

Color: 14 colors+open, split color, rainbow

Beam angle: 2°

Dimming: 0-100%

Strobe: 0-25Hz

Lux : 215,000Lux @ 10m


Dimension

Product dimension: 33*27*56.5cm

N.W: 16.4KG



Moving Head Light



280W beam prism king moving head

MHL-300B



Power

Input voltage: AC100-240V 50/60Hz

Power consumption: 380W

Fuse: 6.3A/250V, \varnothing 5*20

Fixture

IP rating: IP20

Cooling method: fan cool

Max ambient temp: 45°C

Case color: black

Lamp

Lamp: Original Philip MSD 280W

Color Temp: 8000K

Average lifespan: 2,000 hours



Control

DMX channel: 18CH

DMX connector: 3Pin XLR input/output

Power connector: PowerCon input

Control mode: DMX/master-slave/auto/sound

Pan: 540°16bits, Tilt: 270°16bits

Precise and fast Pan/Tilt movements

Motorized focus, frost and automatic position correction

Static gobo wheel: 14gobos plus open (with 3 mirror gobos)

Static Color wheel: 14colors plus open

1pc rainbow effect wheel

Prism 1: linear + 6-facet rotating,

Prism 2: linear + 6/8/16/24-facet rotating

Prism overlay and full color LCD display

With RMD function and software upload via DMX cable

Color effect

Color: 14 colors+open, split color, rainbow effect

Beam angle: 1.8°

Dimming: 0-100%

Strobe: 0-25Hz

Lux :114,000Lux @ 15m

Dimension

Product dimension: 32.7x26.8x49cm

N.W: 14.5KG



Moving Head Light

Moving Head Light
MHL-295B



Power

Input voltage: AC100-240V 50/60Hz

Power consumption: 300W

Fuse: 12A/250V, \varnothing 5*20

Fixture

IP rating: IP20

Cooling method: fan cool

Max ambient temp: 45°C

Case color: black

Lamp

Lamp: 230W

Color Temp: 8000K

Average lifespan: 2,500 hours

Control

DMX channel: 16CH

DMX connector: 3Pin XLR input/output

Power connector: PowerCon input/output

Control mode: DMX/master-slave/auto/sound

Pan: 540°16bits, Tilt: 270°16bits

Precise and fast Pan/Tilt movements

Motorized focus, frost and automatic position correction

Static gobo wheel: 13gobos plus open

Static Color wheel: 14colors plus open

1pc rainbow effect wheel

Prism 1: 8-facet rotating,

Prism 2: 8+16+24-facet rotating

Prism overlay and full color LCD display

With RMD function and software upload via DMX cable

Color effect

Color: 14 colors+open

Beam angle: 2°

Dimming: 0-100%

Strobe: 0-25Hz

Lux :605000Lux @ 5m

Dimension

Product dimension: 31.1*24.4*50.5cm

N.W: 12KG



Moving Head Light



280W beam moving head

MHL-280G



Power

Input voltage: AC100-240V 50/60Hz

Power consumption: 320W

Fuse: 6.3A/250V, \varnothing 5*20

Fixture

IP rating: IP20

Cooling method: fan cool

Max ambient temp: 45°C

Case color: black

Lamp

Lamp: 280W lamp

Color Temp: 8500K

Average lifespan: 2,000 hours



Control

DMX channel: 16CH

DMX connector: 3Pin XLR input/output

Power connector: PowerCon input

Control mode: DMX/master-slave/auto/sound

Pan: 540°16bits, Tilt: 270°16bits

Precise and fast Pan/Tilt movements

Motorized focus, frost and automatic position correction

Static gobo wheel: 13gobos plus open (with 3 mirror gobos)

Static Color wheel: 13colors plus open

1pc rainbow effect wheel

Prism 1: linear + 6-facet rotating,

Prism 2: linear + 6/8/16/24-facet rotating

Prism overlay and full color LCD display

With RMD function and software upload via DMX cable

Color effect

Color: 13 colors+open, split color, rainbow effect

Beam angle: 2°

Dimming: 0-100%

Strobe: 0-25Hz

Lux :114,000Lux @ 15m

Dimension

Product dimension: 31x31x60cm

N.W: 13.2KG



Moving Head Light

260W beam moving head

MHL-260BEAM



Power

Input voltage: AC100-240V 50/60Hz

Power consumption: 320W

Fuse: 6.3A/250V, \varnothing 5*20

Fixture

IP rating: IP20

Cooling method: fan cool

Max ambient temp: 45°C

Case color: black

Lamp

Lamp: 260W lamp

Color Temp: 7800K

Average lifespan: 2,000 hours

Control

DMX channel: 16CH

DMX connector: 3Pin XLR input/output

Power connector: PowerCon input

Control mode: DMX/master-slave/auto/sound

Pan: 540°16bits, Tilt: 270°16bits

Precise and fast Pan/Tilt movements

Motorized focus, frost and automatic position correction

Static gobo wheel: 13gobos plus open (with 3 mirror gobos)

Static Color wheel: 14colors plus open

1pc rainbow effect wheel

Prism 1: linear + 6-facet rotating,

Prism 2: linear + 6/8/16/24-facet rotating

Prism overlay and full color LCD display

With RMD function and software upload via DMX cable

Color effect

Color: 13 colors+open, split color, rainbow effect

Beam angle: 4°

Dimming: 0-100%

Strobe: 0-25Hz

Lux :114,000Lux @ 15m

Dimension

Product dimension: 40X37X51.5cm

N.W: 15.6KG

Moving Head Light



250W beam moving head

MHL-251B



Power

Input voltage: AC100-240V 50/60Hz

Power consumption: 320W

Fuse: 6.3A/250V, \varnothing 5*20

Fixture

IP rating: IP20

Cooling method: fan cool

Max ambient temp: 45°C

Case color: black

Lamp

Lamp: 250W lamp

Color Temp: 8000K

Average lifespan: 2,000 hours



Control

DMX channel: 16CH

DMX connector: 3Pin XLR input/output

Power connector: PowerCon input

Control mode: DMX/master-slave/auto/sound

Pan: 540°16bits, Tilt: 270°16bits

Precise and fast Pan/Tilt movements

Motorized focus, frost, split color and rainbow effect

3-phase motor for Pan/Tilt, automatic position correction

Static gobo wheel: 13gobos plus open

Static color wheel: 14colors plus open

Prism 1: 8-facet +16-facet rotating, Prism 2: 16-facet rotating

Prism overlay and full color LCD display with 5 buttons

With RMD function and software upload via DMX cable

Color effect

Color: 14 colors+open, split color, rainbow effect

Beam angle: 2°

Dimming: 0-100%

Strobe: 0-25Hz

Lux :131,000Lux @ 10m

Dimension

Product dimension: 34x25.5x51.5cm

N.W: 14.8KG



Moving Head Light

250W beam moving head

MHL-250B(XL)



Power

Input voltage: AC100-240V 50/60Hz

Power consumption: 380W

Fuse: 6.3A/250V, \varnothing 5*20

Fixture

IP rating: IP20

Cooling method: fan cool

Max ambient temp: 45°C

Case color: black

Lamp

Lamp: 250W Lamp

Color Temp: 8000K

Average lifespan: 2,000 hours



Control

DMX channel: 18CH

DMX connector: 3Pin XLR input/output

Power connector: PowerCon input

Control mode: DMX/master-slave/auto/sound

Pan: 540°16bits, Tilt: 270°16bits

Precise and fast Pan/Tilt movements

Motorized focus, frost and automatic position correction

Static gobo wheel: 14gobos plus open (with 3 mirror gobos)

Static Color wheel: 14colors plus open

1pc rainbow effect wheel

Prism 1: linear + 6-facet rotating,

Prism 2: linear + 6/8/16/24-facet rotating

Prism overlay and full color LCD display

With RMD function and software upload via DMX cable

Color effect

Color: 14 colors+open, split color, rainbow effect

Beam angle: 1.8°

Dimming: 0-100%

Strobe: 0-25Hz

Lux :114,000Lux @ 15m

Dimension

Product dimension: 32.7x26.8x49cm

N.W: 14.5KG

Moving Head Light



250W beam moving head

MHL-250B(LF)



Power

Input voltage: AC100-240V 50/60Hz

Power consumption: 290W

Fuse: 6.3A/250V, \varnothing 5*20

Fixture

IP rating: IP20

Cooling method: fan cool

Max ambient temp: 45°C

Case color: black

Lamp

Lamp: 250W lamp

Color Temp: 8000K

Average lifespan: 2,000 hours



Control

DMX channel: 16CH

DMX connector: 3Pin XLR input/output

Power connector: PowerCon input

Control mode: DMX/master-slave/auto/sound

Pan: 540°16bits, Tilt: 270°16bits

Precise and fast Pan/Tilt movements

Motorized focus, frost and automatic position correction

Static gobo wheel: 13gobos plus open

Static Color wheel: 13colors plus open

1pc rainbow effect wheel

Prism : linear + 6/8/16/24-facet rotating

color LCD display

With RMD function and software upload via DMX cable

Color effect

Color: 13 colors+open, split color, rainbow effect

Beam angle: 2°

Dimming: 0-100%

Strobe: 0-25Hz

Lux :114,000Lux @ 15m

Dimension

Product dimension: 32x32x55cm

N.W: 14.3KG



Moving Head Light

250W beam moving head

MHL-250G YH



Power

Input power: AC100-240V

Power frequency: 50/60Hz

Power: 320W

Fuse: 6.3A/250V

Fixture

IP rating: IP20

Cooling method: air cooling

Maximum ambient temperature: 45°C

Case color: black

Lamp

lamp: 250W

Color temperature: 8000K

Average lamp lifespan: 2000 hours

Control system

DMX channels: 19CH

DMX connector: 3 Pin XLR input and output

Power connector: PowerCon input

Control mode: master-slave/auto/sound/DMX/RDM

Pan: 630°, 16 bits scanning

Tilt: 270°, 16 bits scanning

1 static color wheel: 13 static colors +open

1 static gobo wheel: 13 static gobos+open+3 mirror gobos

1 rainbow effect wheel

Prism 1: 8-facet rotating prism

Prism 2: 16 facet rotating prism

Motorized focus and frost

Accurate and fast XY axis rotation

Electronic error correction function

LCD color display with 5 buttons

With RDM, software can be updated through the USB interface

Color effect

Color: 13 colors+open, split color, rainbow effect

Beam angle: 1.9°

Strobe: 1-25Hz


Linear dimming: 0-100%

Illumination: 90000LUX at 15m distance

Dimension

Product size: 31x24x55CM(LxWxH)

Net weight: 13KG



Moving Head Light



250W beam moving head

MHL-251G



Power

Input voltage: AC100-240V 50/60Hz

Power consumption: 320W

Fuse: 6.3A/250V, \varnothing 5*20

Fixture

IP rating: IP20

Cooling method: fan cool

Max ambient temp: 45°C

Case color: black

Lamp

Lamp: 250W Lamp

Color Temp: 8000K

Average lifespan: 2,000 hours



Control

DMX channel: 19CH

DMX connector: 3Pin XLR input/output

Power connector: PowerCon input

Control mode: DMX/master-slave/auto/sound

Pan: 540°16bits, Tilt: 270°16bits

Precise and fast Pan/Tilt movements

Motorized focus, frost, split color and rainbow effect

3-phase motor for Pan/Tilt, automatic position correction

Static gobo wheel: 13gobos plus open

Static color wheel: 14colors plus open

Prism 1: 8-facet +16-facet rotating, Prism 2: 16-facet rotating

Prism overlay and full color LCD display with 5 buttons

With RMD function and software upload via DMX cable

Color effect

Color: 14 colors+open, split color, rainbow effect

Beam angle: 2°

Dimming: 0-100%

Strobe: 0-25Hz

Lux :131,000Lux @ 10m

Dimension

Product dimension: 34x25.5x51.5cm

N.W: 14.8KG



Moving Head Light

250W beam moving head
MHL-250G MINI



Power

Input voltage: AC100-240V 50/60Hz
Power consumption: 310W
Fuse: 6.3A/250V, \varnothing 5*20

Fixture

IP rating: IP20
Cooling method: fan cool
Max ambient temp: 45°C
Case color: black

Lamp

Lamp: 230W Lamp
LED: 27pcs x 0.24W 5050 LED
Color Temp: 8000K
Average lifespan: 2,000 hours

Control

DMX channel: 16CH
DMX connector: 3Pin XLR input/output
Power connector: PowerCon input
Control mode: DMX/master-slave/auto/sound
Pan: 540°16bits, Tilt: 270°16bits
Precise and fast Pan/Tilt movements
Motorized focus, frost, split color and rainbow effect
3-phase motor for Pan/Tilt, automatic position correction
Static gobo wheel: 10gobos plus open+3 mirror gobos
Static color wheel: 12colors plus open
Prism 1: 8-facet
Prism 2: 16-facet rotating
Prism overlay and full color LCD display with 5 buttons
With RMD function and software upload via DMX cable

Color effect

Color: 12 colors+open, split color, rainbow effect
Beam angle: 2°
Dimming: 0-100%
Strobe: 0-25Hz
Lux :8500Lux @ 10m

Dimension

Product dimension: 29x22x47cm
N.W: 10.7KG




LED WASH Moving Light



19*40w moving head

LED-M1940 EYE



Power

Input voltage: AC100-240V 50/60Hz

Power consumption: 600W

Fuse: 10A/250V, \varnothing 5*20

Fixture

IP rating: IP20

Cooling method: fan cooling

Max ambient temp: 45°C

Case color: black

LED

LED type: 40W RGBW 4in1 LED

LED QTY: 19pc

Average lifespan: 50,000 hours

Control

DMX channel: 21/23/35/78/92/97/99 DMX channels

DMX connector: 3-pin input/output

Power connector: PowerCon input

Control mode: DMX/master-slave/sound/auto/RDM

Pan: 540° 16 bits, Tilt: 270° 16 bits

Reversible TFT full color display with 4 push buttons

Fan speed auto adjustment with head temperature

LED with temperature protection

Lens rotation to create flower effect

Motorized zoom from 3 to 30°

Single LED control to edit various patterns

Flicker free operation and high efficiency optical system

Color effect

Color: RGBW color mixing

Electronic Dimming: 0 - 100%

Strobe: 1-25Hz

Beam angle: 3-30°

Lux at 5m: 33100 (full on at 3°)

Dimension

Product dimension: 33x26x44cm

N. W: 14.5 KG



LED WASH Moving Light

IP 65 19*40W moving head

LED-1940IP



Power

Input voltage: AC100-240V 50/60Hz

Power consumption: 760W

Fixture

IP rating: IP65

Cooling method: fan cooling

Max ambient temp: 45°C

Case color: black

LED

LED type: 19*40W RGBW 4in1 LED

LED QTY: 50*0.2W 3IN1 5050 LED

Average lifespan: 50,000 hours

Control

DMX channel: 28CH/30CH/42CH/85CH/99CH/104CH/106CH

DMX connector: 3-pin input/output

Power connector: PowerCon input/output

Control mode: DMX/master-slave/auto/RDM

Pan: 540° 16 bits, Tilt: 270° 16 bits

180° reversible 1.8 inch TFT colorful Display

Fan speed auto adjustment with head temperature

LED with temperature protection

Lens rotation to create flower effect

Motorized zoom from 4 to 32°

Single LED control to edit various patterns

Flicker free operation and high efficiency optical system

Color effect

Color: RGBW color mixing

Electronic Dimming: 0 - 100%

Strobe: 1-25Hz

Beam angle: 4-32°

Lux at 5m: 40000 (full on at 4°)

Dimension

Product dimension: 43.5x33.3x50cm

N. W: 21.4 KG



LED WASH Moving Light



19*20W moving head
LED-1920



Power

Input voltage: AC100-240V 50/60Hz

Power consumption:350W

Fixture

IP rating: IP20

Cooling method: fan cooling

Max ambient temp: 45°C

Case color: black

LED

LED type: 19*20W RGBW 4in1 LED

Average lifespan: 50,000 hours

Control

DMX channel: 21/23/35/78/92/97/99 Ch

DMX connector: 3/5-pin input/output

Power connector: PowerCon input/output

Control mode: DMX/master-slave/auto/RDM

Pan: 540° 16 bits, Tilt: 270° 16 bits

180° reversible LCD Display

Fan speed auto adjustment with head temperature

LED with temperature protection

Lens rotation to create flower effect

Motorized zoom from 5.8 to 55°

Single LED control to edit various patterns

Flicker free operation and high efficiency optical system

Color effect

Color: RGBW color mixing

Electronic Dimming: 0 - 100%

Strobe: 1-25Hz

Beam angle: 5.8-55°

Lux at 5m: 2060 (full on at 5.8°)

Dimension

Product dimension:33.8x25.4x37.5cm

N. W: 8.5 KG



LED WASH Moving Light

37*15W Wash light
LED-3715



Power

Average life span > 50000 hours

Beam Angle: 3.5° - 45°

Glass light guide + PMMA high quality optical lens

Power Consumption: 500W

Power factor PF ≥ 0.98

Power Voltage: AC 100-240V, 50/60Hz

Net Weight: 25 kgs

Dimension: 354mm × 444mm × 477mm

Working temperature: -10°C ~ 45°C

Control

DMX Channel: 16/36 Channels

Control Modes: DMX512/master-Slave/Auto Run/Music/ArtNet

Pan/Tilt

Pan : 540° ,accuracy 2.11° /step, fine-tuning accuracy: 0.008° ;

Tilt : 270° ,accuracy 0.86° /step, fine-tuning accuracy: 0.0034° ;

Using magnetic coded reset system

Construction

Display: 2.4-inch LCD color display; Chinese and English languages can be switched, 180° reversible LCD Display

Data In/Out socket: 3-pin & 5-pin XLR sockets

Power Socket: Power Con in/out

Protection Rating: IP20

Electronic control technology:

Menu or console control lamp reset;

0-100% dimming;

Constant current drive mode;

Temperature sensor detection, intelligent adjustment of light source power;

Lamp information query;

Intelligent fan speed control

LED WASH Moving Head



19*15W LED wash moving head
LED-1915Z



Power

Input voltage: AC100-240V 50/60Hz

Power consumption: 230W

Fixture

IP rating: IP20

Cooling method: fan cooling

Max ambient temp: 45°C

Case color: black

LED

LED type: 19*15W RGBW 4in1 LED

LED QTY: 15pcs

Average lifespan: 50,000 hours

Control

DMX channel:16/24CH

DMX connector: 3-pin input/output

Power connector: PowerCon input/output

Control mode: DMX/master-slave/sound/auto/RDM

Pan: 540° 16 bits, Tilt: 270° 16 bits

Reversible TFT full color display with 4 push buttons

Fan speed auto adjustment with head temperature

LED with temperature protection

Lens rotation to create flower effect

Motorized zoom from 10-60°

Single LED control to edit various patterns

Flicker free operation and high efficiency optical system

Color effect

Color: RGBW color mixing

Electronic Dimming: 0 - 100%

Strobe: 1-25Hz

Beam angle: 10-60°

Lux at 4m: 8000 (full on at 10°)

Dimension

Product dimension:32x21.3x40.6cm

N. W: 8.5 KG



LED WASH Moving Light

7*40W LED wash moving head Zoom+Bee eye
LED-M740 EYE



Power

Input voltage: AC100-240V 50/60Hz

Power consumption: 280W

Fuse: 5A/250V, \varnothing 5*20

Fixture

IP rating: IP20

Cooling method: fan cooling

Max ambient temp: 45°C

Case color: black

LED

LED type: 40W RGBW 4in1 LED

LED QTY: 7pc

Average lifespan: 50,000 hours

Control

DMX channel: 21/24/32/60 DMX channels

DMX connector: 3-pin input/output

Power connector: PowerCon input

Control mode: DMX/master-slave/sound/auto/RDM

Pan: 540° 16 bits, Tilt: 270° 16 bits

Reversible TFT full color display with 4 push buttons

Fan speed auto adjustment with head temperature

LED with temperature protection

Lens rotation to create flower effect

Motorized zoom from 3 to 32°

Single LED control to edit various patterns

Flicker free operation and high efficiency optical system

Color effect

Color: RGBW color mixing

Electronic Dimming: 0 - 100%

Strobe: 1-25Hz

Beam angle: 3-32°

Lux at 5m: 11310 (full on at 3°)

Dimension

Product dimension: 24x16x33cm

N. W: 6 KG



LED WASH Moving Light



12*60W LED moving bar zoom

LED-1260YZ IP



Power

Input voltage: AC100-240V 50/60Hz

Power consumption: 920W

Fixture

IP rating: IP20

Cooling method: fan cool

Max ambient temp: 45°C

Case color: black

LED

LED SPEC: 12pcs 60W RGBW 4in1 LED

96x1.5W RGB LED

96x1W 3030 WW

96x1W 3030 CW

Average lifespan: 50,000 hours

Control

DMX channel: 19CH/29CH/109CH/118CH/178CH/180CH

DMX connector: IP65 3Pin XLR input/output

Power connector: IP65 PowerCon input/output

Control mode: DMX/Master-slave/Auto/Sound

TILT: 220°

Electronic zoom at 4-32°

LCD color display

fan speed with temperature control

Fan starts working at 45°C, LED intensity drops by 30%
when over 70°C.

Daisy chain 8pcs for 220V, 4pcs for 110V at max

Color effect

Color: RGBW color mixing+WW/CW

Beam angle: 4-32°

Dimming: 0-100%

Strobe: 0-25Hz

Dimension

Product dimension: 1080*130*315 mm

N.W: 22KG

Outer carton size: 102*15*37cm

N.W.: 26KG(1pc per carton)





LED WASH Moving Light

12*60W LED moving bar zoom

LED-1260YZ



Power

Input voltage: AC100-240V 50/60Hz

Power consumption: 680W

Fuse: 5A/250V

Fixture

IP rating: IP20

Cooling method: fan cool

Max ambient temp: 45°C

Case color: black

LED

LED SPEC: 12pcs 60W RGBW 4in1 LED

Average lifespan: 50,000 hours

Control

DMX channel: 16/40/56CH

DMX connector: 3Pin XLR input/output

Power connector: PowerCon input/output

Control mode: DMX/master-slave/auto/sound

TILT: 220°

Electronic zoom at 3-40°

LCD color display

fan speed with temperature control

Fan starts working at 45°C, LED intensity drops by 30% when over 70°C.

Daisy chain 8pcs for 220V, 4pcs for 110V at max

Color effect

Color: RGBW color mixing

Beam angle: 3-40°

Dimming: 0-100%

Strobe: 0-25Hz

Dimension

Product dimension: 1080*130*315 mm

N.W: 22KG

Outer carton size: 116*21*42cm

G.W.: 25KG(1pc per carton)



LED WASH Moving Light

12*60W LED moving bar zoom

SPL-1260S



Power

Input voltage: AC100-240V 50/60Hz

Power consumption: 800W

Fuse: 12A/250V

Fixture

IP rating: IP20

Cooling method: fan cool

Max ambient temp: 45°C

Case color: black

LED

LED SPEC: 12pcs 60W RGBW 4in1 LED

Average lifespan: 50,000 hours

Control

DMX channel: 20CH/53CH/101CH/155CH/

169ACH/169BCH/179CH

DMX connector: 3Pin XLR input/output

Power connector: PowerCon input/output

Control mode: DMX/master-slave/auto/sound

TILT: 270°

Electronic zoom at 4-14°

LCD color display

fan speed with temperature control

Fan starts working at 45°C, LED intensity drops by 30%
when over 70°C.

Color effect

Color: RGBW color mixing

Beam angle: 4-14°

Dimming: 0-100%

Strobe: 0-25Hz

Dimension

Product dimension: 100.7*23.1*30cm

N.W: 25.7KG





LED WASH Moving Light

5*120W LED moving Head

LED-560S



Power

Input voltage:AC100-240V 50/60Hz

Power consumption:600W

Fuse:10A/250V

Fixture

IP rating:IP20

Cooling method: fan cool

Max ambient temp:45°C

Case color: black

LED

LED SPEC: 5pcs 120W RGBW 4in1 LED

LED: 120x0.3W5050 RGB LED

Average lifespan: 50,000 hours

Control

DMX channel:41CH/71CH/75CH/85CH/170CH

DMX connector:3Pin XLR input/output

Power connector: PowerCon input/output

Control mode:DMX/master-slave/auto/sound

Pan: 59°16 bits

TILT:221°16 bits

Electronic zoom at 3-30°

LCD color display

Color effect

Color: RGBW color mixing

Beam angle: 3-40°

Dimming:0-100%

Strobe:0-25Hz

Dimension

Product dimension: 100*18.4*35.5CM

N.W: 23KG

LED WASH Moving Light



LED Wash light bar

LED-M1040Y



Power

Input voltage: AC100-240V 50/60Hz

Power consumption: 320W

Fixture

IP rating: IP20

Cooling method: fan cooling

Max ambient temp: 45°C

Case color: black



LED

LED: 10x40W 4in1 LED

Average lifespan: 50,000 hours

Control

DMX channel: 7/13/43CH

DMX connector: 3-Pin XLR input/output with cable

Power connector: PowerCon input/output with cable

Control mode: DMX/auto/master-slave/RDM

Display: Digital tube display

Color effect

Color: RGBW 4in1 LED

Electronic Dimming: 0-100% linear

Strobe: 1-25Hz

Dimension

Product dimension: 109*10*14cm

N.W.: 9.9KG



LED WASH Moving Light

5 fingers Moving Head Light

LED-540



Power

Input voltage: AC 100-240V 50/60Hz

Power consumption: 350W

Fuse: 10A/250V

Fixture

IP rating: IP20

Cooling method: fan cool

Max ambient temp: 45°C

Case color: black

LED

LED SPEC: 5pcs 40W RGBW 4in1 LED

Average lifespan: 50,000 hours

Control

DMX channel: 13/18/28/44CH

DMX connector: 3Pin XLR input/output

Power connector: PowerCon input/output

Control mode: DMX/master-slave/auto/sound

Pan: horizontal infinite

TILT: 220° 16 bits

Electronic zoom at 2.5°

LCD color display

Color effect

Color: RGBW color mixing

Beam angle: 2.5°


Dimming: 0-100%

Strobe: 0-25Hz

Dimension

Product dimension: 100*18.4*35.5CM

N.W: 23KG



LED Moving Head Light



Spot Fill light

LED-180GQ



Power

Input voltage: AC100-240V 50/60Hz

Power consumption: 180W

Fixture

IP rating: IP20

Cooling method: fan cool

Max ambient temp: 45°C

Case color: black

LED

LED SPEC: 120W White LED

Average lifespan: 50,000 hours

Control

DMX channel: 13CH

DMX connector: 3Pin XLR input/output

Power connector: PowerCon input

Control mode: DMX/master-slave/auto/sound

Gobo wheel: 7 mirror gobos

Static color wheel: 8 colors + open

Pan: 540° 16 bits

Tilt: 270° 16 bits

LCD color display

Color effect

Color: RGBW color mixing

Beam angle: 2.5°

Dimming: 0-100%

Strobe: 0-25Hz

Dimension

Product dimension: 24*17*41 cm

N.W: 4.5KG





LED Moving Head Light

LED Beam light

LED-180B



Power

Input voltage: AC100-240V 50/60Hz

Power consumption: 180W

Fixture

IP rating: IP20

Cooling method: fan cool

Max ambient temp: 45°C

Case color: black

LED

LED SPEC: 120W White LED

Average lifespan: 50,000 hours

Control

DMX channel: 13CH

DMX connector: 3Pin XLR input/output

Power connector: PowerCon input

Control mode: DMX/master-slave/auto/sound

Gobo wheel: 7 mirror gobos

Static color wheel: 8 colors + open

Pan: 540° 16 bits

Tilt: 270° 16 bits

LCD color display

Color effect

Color: RGBW color mixing

Beam angle: 2.5°

Dimming: 0-100%

Strobe: 0-25Hz

Dimension

Product dimension: 24*17*41 cm

N.W: 4.5KG

LED Moving Head Light



SPOTTY LED 150

LED-150W



Power

Input voltage: AC100-240V 50/60Hz

Power consumption: 150W

Fuse: 5A

Fixture

IP rating: IP20

Cooling method: fan cool

Max ambient temp: 45°C

Case color: black

LED

Main: 120W white LED, CCT: 7500K

Halo Ring: 29pcs RGB LED

Average lifespan: 50,000 hours

Control

DMX channel: 22CH

DMX connector: 3Pin XLR input/output

Power connector: PowerCon input/output

Control mode: DMX/master-slave/auto/sound

Prism: 6+12 double-layer prism

Color wheel with macro function: 7 colors + white

Static Gobo wheel: 7 gobos + white

Rotating Gobo Wheel: 6 gobos + white

Zoom: DMX linear zoom, with automatic zoom function

Pan: 540° 16 bits

Tilt: 270° 16 bits

LCD color display

Color effect

Color: 7 colors + white

Beam angle: 2.5°

Dimming: 0-100%

Strobe: 0-25Hz

Dimension

Product dimension: 42*30.5*30cm

N.W: 6.75KG





LED Moving Head Light

BEAM Fill light
LED-120W GQ



Power

Input voltage: AC100-240V 50/60Hz

Power consumption: 150W

Fuse: 3.5A

Fixture

IP rating: IP20

Cooling method: fan cool

Max ambient temp: 45°C

Case color: black

LED

Main: 120W white LED, CCT: 7500K

Halo Ring: 12pcs RGB LED

Average lifespan: 50,000 hours

Control

DMX channel: 14CH

DMX connector: 3Pin XLR input/output

Power connector: PowerCon input

Control mode: DMX/master-slave/auto/sound

Color wheel: 7 colors

Gobo wheel: 6 gobos + white

Zoom: DMX linear zoom, with automatic zoom function

Pan: 540° 16 bits

Tilt: 270° 16 bits

LCD color display

Color effect

Color: 7 colors + white

Beam angle: 2°

Dimming: 0-100%

Strobe: 0-25Hz

Dimension

Product dimension: 20*17*34cm

N.W: 4.2KG



LED Moving Head Light



90W Spot+Fill light

BST-90W DS



Power

Input voltage: AC100-240V 50/60Hz

Power consumption: 150W

Fixture

IP rating: IP20

Cooling method: fan cool

Max ambient temp: 45°C

Case color: black

LED

LED: 100W, 12 RGB 3 in 1 SMD LED

LED QTY: 1pc

Color temperature: 6800K

Average lifespan: 50,000 hours

Control

DMX channel: 14CH

DMX connector: 3Pin XLR input/output

Power connector: PowerCon input/output

Horizontal and vertical: 540°、270°; 16bit

Fixed gobo disc: 5 Graphics (3 metal graphics + 2 glass graphics)

Prism: 3 prism or 5prism

Six-color film: can make colorful prism effect

Control mode: DMX/master-slave/auto/sound

LED display

Color effect

Color: 7+1

Beam angle: 11°

Dimming: 0-100%

Strobe: 0-25Hz

Lux @3m: 6,800Lux

Dimension

Product dimension: 21x14x30cm

N.W: 4.5KG



Effect Light

LED Magic Ball

LED-613



Power

Input voltage: AC 100-240V 50/60Hz

Power consumption: 55W

Fuse: 2A/250V

Fixture

IP rating: IP20

Cooling method: fan cooling

Max ambient temp: 45°C

Case color: black

LED

LED type: 5pcs 6in— LED

LED QTY: 5pcS

Average lifespan: 5000 hours

Control

DMX channel: 12 DMX channels

DMX connector: 3-Pin XLR input/output

Power connector: PowerCon input/output

Control mode: DMX/Master-slave/Auto/Sound

Display: LED display with 4 push buttons

Color effect

Color: R,G,B,W,A,UV

Electronic Dimming: 0 - 100%

Strobe: 1-25Hz

Dimension

Product dimension: 35*35*50cm

N.W.: 3.7 KG

Effect Light



192 LED Washer Light

LED-1923IP



Power Supply: AC100-240V 50/60Hz

Rated Power: 600W

Lamp Spec: 192 x 3W LED (R:48/G:48/B:48/W:48)

Dimmer: 0-100%

Stroboscopic: 1-20 times/sec

Beam Angle: 15° /25° /35° /45° (optional)

Show Board: digital

Control Mode: Auto/DMX512/Master-Slave

DMX Channel:4/8CH

Product Case:620x570x700mm

IP:65

N.W.:47.4kg

Professional stage/video workshop/theater..



Strobe Light

32x40W LED wash light IP65
LED-3240 IP



Power

Input voltage: AC100-240V 50/60Hz

Power consumption: 1300W

Fixture

IP rating: IP65

Cooling method: fan cooling

Max ambient temp: 45°C

Case color: black die-cast aluminium

LED

LED: 32pcs 40W RGBW Quad LED+144pcs 5W 7000K white LED

Average lifespan: 50,000 hours

Control

DMX channel: 12/13 DMX channels

DMX connector: IP65 3-pin XLR input/output with 1.8m cable

Power connector: IP65 PowerCon input/output with 1.8m cable

Control mode: DMX/master-slave/auto/RDM

Display: LED display with 4 push buttons

Strobe+wash+blinder effect

Various built-in shows controlled by DMX or menu

Color effect

Color: RGBW color mixing

Electronic Dimming: 0-100%

Strobe: 1-25Hz

Beam angle: 20°

Dimension

Product dimension: 484x137x419 mm

W: 17.5 KG

Strobe Light



44 LED Washer Light LED-4410B IP



Power

Input voltage: AC100-240V 50/60Hz

Power consumption: 320W

Fuse: 2A/250V


Fixture

IP rating: IP65

Cooling method: fan cooling

Max ambient temp: 45°C

Case color: black



LED

LED type: 864pcs 0.2W RGB SMD5050 3in1 LED and 96pcs 1W white LED

Average lifespan: 50,000 hours

Control

DMX channel: 4/16/48 DMX channels

DMX connector: hand in hand cable with 3-Pin XLR input/output

Power connector: hand in hand cable with Power input/output

Control mode: DMX/master-slave/auto/sound

Display: full color display with 4 push buttons

Flicker free operation and IP65 rating

12 segments for white and 12 sections for RGB LED

Color effect

Color: RGBW color mixing

Electronic Dimming: 0 - 100%

Strobe: 1-25Hz

Beam angle: 120°

Dimension

Product dimension: 480X200X290mm

N.W: 9.4 KG



Strobe Light

Ip65 1000W LED strobe bar light

LED-3000IP



Power

Input voltage: AC100-240V 50/60Hz

Power consumption: 1000W

Fixture

IP rating: IP65

Cooling method: fan cooling

Max ambient temp: 45°C

Case color: black

LED

LED type 1: 144pcs 5W white LED, 7000K

LED type 2: 576pcs 0.5W RGB Tri LED

Average lifespan: 50,000 hours

Control

DMX channel: 8/14/18 DMX channels

DMX connector: IP65 3-pin XLR input/output with cable

Power connector: IP65 PowerCon input/output with cable

Control mode: DMX/master-slave/auto/RDM

Display: full color display with 4 push buttons

8 segments for white LED, 16 segments for RGB LED

Strobe+wash+blinder+chasing effect

Color effect

Color: RGBW color mixing

Electronic Dimming: 0 - 100%

Strobe: 1-25Hz

Beam angle: 120°

Dimension

Product dimension: 50x20x31.5cm


N. W: 13.7 KG

Strobe Light



LED Strobe light

LED-960IP



Power

Input voltage: AC100-240V 50/60Hz

Power consumption: 380W

Fixture

IP rating: IP65

Cooling method: fan cool

Max ambient temp: 45°C

Case color: black

LED

LED: 864x0.2W RGB 5050

96X2W White 7070

Average lifespan: 50,000 hours

Features: 0-100% linear dimmer, wash, strobe

Strobe: 1s/25Hz

Control

DMX channel: 4CH/16CH/48CH

DMX connector: 3Pin XLR input/output with cable

Power connector: Hand-in-Hand input/output with cable

Control mode: DMX/master-slave/auto/sound/RDM

Fans: 2pcs

Display: LED

Dimension

Product dimension: 48.5x15x28.5cm

N.W: 8.5KG



Strobe Light

Strobe light

LED-S960 II



Power

Input voltage: AC100-240V 50/60Hz

Power consumption: 270W

Fuse: 2A/250V

Fixture

IP rating: IP20

Cooling method: fan cooling

Max ambient temp: 45°C

Case color: black

LED

LED type: 768pcs SMD5050 RGB 3in1 LED +
96pcs White SMD5050 LED

LED QTY: 864pc

Average lifespan: 50,000 hours

Control

DMX channel: 4/15/152 DMX channels

DMX connector: 3-Pin XLR input/output

Power connector: PowerCon input/output

Control mode: DMX/master-slave/auto/sound/RDM

Display: LED display with 4 push buttons

48+8-segment horse racing + Wash + flashing

Color effect

Color: RGB color mixing


Electronic Dimming: 0 - 100%

Strobe: 1-30Hz 30bits

Dimension

Product dimension: 46*24*7.5cm

N.W: 3.6 KG



Strobe Light



IP 65 Dual White LED blinder
LED-616C IP



Power

Input voltage: AC100-240V 50/60Hz

Power consumption: 220W

Fixture

IP rating: IP20

Cooling method: fan cooling

Max ambient temp: 45°C

Case color: black

LED

LED type: 2*100W WW/CW LED

66pcs RGB 3in1 LED

Average lifespan: 50,000 hours

Control

DMX channel: 8/15/19/27 DMX channels

DMX connector: IP 65 3-Pin XLR input/output with cable

Power connector: IP 65 Power Con input/output with
integrated cable

Control mode: DMX/master-slave/auto/sound

Display: LED display with 4 push buttons

Color effect

Color: RGB color mixing

Electronic Dimming: 0 - 100%

Strobe: 1-25Hz

Dimension

Product dimension: 37.1*15.5*18.8cm

N.W: 3.4 KG



Strobe Light

IP 65 Dual LED blinder
LED-T200RGBW IP



Power

Input voltage: AC100-240V 50/60Hz

Power consumption: 170W

Fixture

IP rating: IP65

Cooling method: fan cooling

Max ambient temp: 45°C

Case color: black

LED

LED: 4in1 LED

Average lifespan: 50,000 hours

Control

DMX channel: 3/4/6/7/9 DMX channels

DMX connector: IP 65 3-Pin XLR input/output

Power connector: IP 65 Power Con input/output

Control mode: DMX/Master-slave/Auto/Sound

Display: LCD display

Color effect

Color: RGBW

Electronic Dimming: 0 - 100%

Strobe: 1-25Hz

Dimension


Product dimension: 19.2*13.5*32.8cm

N.W: 4 KG

Laser Light



Full color animation laser light RGB-3001





ITEM NO.	RGB-3001
Power supply	AC 100-240V 50/60Hz
Power consumption	260W
Total Laser power	30W RGB Laser
Laser power/ Wavelength	Red: 8W/638nm Green: 8W/520nm Blue: 14W/450nm
Laser safety	Class 4B
Scan system	ILDA 50K scanner
Scanning angle	$\pm 30^{\circ}$
Modulation	analog
Control mode	Master-slave/Auto/Sound/DMX/ILDA/PC
Internal pattern	500 patterns
DMX channel	12CH/15CH/16CH/18CH/27CH/29CH
Signal Connector	3pin XLR DMX input & output ILDA 25pin input & output
SD card	NO
Display	LCD display with knob
IP rating	Ip65
N.W.(KG)	32.5KG
Product dimension	57.2*41*39cm



Laser Light

Full color animation laser light RGB-1501



ITEM NO.	RGB-1501
Power supply	AC 100-240V 50/60Hz
Power consumption	100W
Total Laser power	10W RGB Laser
Laser power/ Wavelength	Red: 4W/638nm Green: 4W/520nm Blue: 7W/450nm
Laser safety	Class 3B
Scan system	ILDA 30K scanner
Scanning angle	$\pm 25^\circ$
Modulation	analog
Control mode	Master-slave/Auto/Sound/DMX/ILDA/PC
Internal pattern	180/240 patterns
DMX channel	17/21CH
Signal Connector	3pin XLR DMX input & output ILDA 25pin input & output
SD card	NO
Display	LCD display with knob
IP rating	IP20
N.W.(KG)	7.95KG
Product dimension	37.8*25*31.8cm

Laser Light



10W full color animation laser light RGB-246





ITEM NO.	RGB-246
Power supply	AC 100-240V 50/60Hz
Power consumption	90W
Total Laser power	10W RGB Laser
Laser power/ Wavelength	Red: 3W/638nm Green: 3W/520nm Blue: 5W/450nm
Laser safety	Class 4B
Scan system	ILDA 40K scanner
Scanning angle	±30°
Modulation	analog
Control mode	master-slave/auto/sound/DMX/ILDA/PC
Internal pattern	256 patterns
DMX channel	17CH
Signal Connector	3pin XLR DMX input & output ILDA 25pin input & output
SD card	with 1PC SD card
Display	LCD display with knob
IP rating	IP20
N.W.(KG)	25KG
Product dimension	448*565*390mm



Laser Light

Full color animation laser light RGB-105A




ITEM NO.	RGB-105A
Power supply	AC 100-240V 50/60Hz
Power consumption	60W
Total Laser power	5W RGB semi-conductor integrated laser
Laser safety	Class 4B
Scan system	ILDA 20K scanner
Scanning angle	$\pm 30^\circ$
Modulation	analog
Control mode	master-slave/auto/sound/DMX/ILDA
Built-in static patterns	200pcs
Built-in static patterns	120pcs
Display	LCD display with 4 buttons
Signal Connector	3pin XLR DMX input & output ILDA 25pin input & output
Power connector	Power con input
Display	TFT 2.4" full color display
IP rating	IP20
N.W.(KG)	7.2KG
Product dimension	280*320*220mm



Laser Light

Fat beam laser bar

RGB-508B



ITEM NO.	RGB-508B
Power supply	AC 100-240V 50/60Hz
Power consumption	120W
Total Laser power	6*300mW RGB Laser
Laser power/ Wavelength	Red: 500mW/638nm Green: 80mW/505nm Blue: 150mW/450nm
Laser safety	Class 3B
Pan	240°
Tilt	90°
Control mode	master-slave/auto/sound/DMX 512
DMX channel	9/19-1/19-2/32CH
Display	LED display with 4 buttons
Other features	semi-conduct laser diode with long lifespan and stable performance, 3pin DMX input/output ,Power Con input/output , laser beam size: 3.5cm at 3m distance, single laser control
IP rating	IP20
N.W.(KG)	14.2KG
G.W.(KG)	16KG
Product dimension	1000*146.6*223mm
Carton size	122*22*31 cm(1pcs/carton, G.W:16.4KG)

Laser Light

Fat beam laser bar

R-507



ITEM NO.	R-507
Power supply	AC 100-240V 50/60Hz
Power consumption	90W
Total Laser power	3W Red Laser
Laser power/ Wavelength	6pcs 500mW 638nm red
Laser safety	Class 3B
Pan	240°
Tilt	90°
Control mode	master-slave/auto/sound/DMX 512
DMX channel	9/19-1/19-2CH
Display	LED display with 4 buttons
Other features	semi-conduct laser diode with long lifespan and stable performance, 3pin DMX input/output ,Power Con input/output , laser beam size: 3.5cm at 3m distance, single laser control
IP rating	IP20
N.W.(KG)	12.9KG
G.W.(KG)	15.1KG
Product dimension	1000*129*230mm
Carton size	124*46*33cm (2pcs/carton, G.W:34.2KG)



Laser Light

Fat beam laser bar

R-506A



ITEM NO.	R-506A
Power supply	AC 100-240V 50/60Hz
Power consumption	68W
Total Laser power	4W Red Laser
Laser power/ Wavelength	8pcs 500mW 638nm red
Laser safety	Class 3B
LED	7*3W Amber LED (beam angle 7°)
Scanning angle	180°
Control mode	master-slave/auto/sound/DMX 512
DMX channel	7/16CH
Display	LED display with 4 buttons
Scan system	Step motor
IP rating	IP20
N.W.(KG)	6.8KG
G.W.(KG)	8.0KG
Product dimension	1000*129*230mm
Carton size	122*36*25cm (2pcs/carton)

Laser Light



Mini RGB full color laser light

RGB-253



ITEM NO.	RGB-253
Power supply	AC 100-240V 50/60Hz
Power consumption	20W
Total Laser power	2W RGB Laser
Laser power/ Wavelength	Red: 400mW/630nm Green: 500mW/520nm Blue: 1200mW/450nm
Laser safety	Class 3B
Scanning system	15Kpps Scanner
Scanning angle	± 20°
Modulation	TTL
Control mode	master-slave/auto/sound/DMX 512
DMX channel	16CH
Display	LED display with 4 buttons
Internal pattern	51 patterns
IP rating	IP20
N.W.(KG)	2.4KG
G.W.(KG)	3.3KG
Product dimension	188*193*173mm
Carton size	44*28*35cm (4pcs/carton)



Laser Light

5W RGB full color moving laser

RGB-660

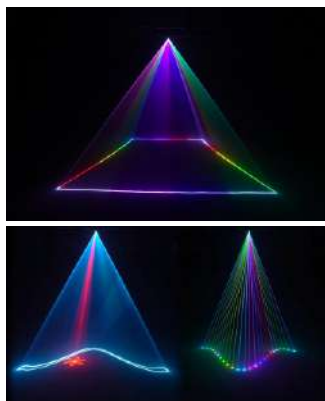


ITEM NO.	SPL-RGB-660
Power supply	AC 100-240V 50/60Hz
Power consumption	70W
Total Laser power	5W RGB semiconductor integrated laser
Laser power/ Wavelength	Red: 1W/638nm Green: 1W/520nm Blue: 3W/450nm
LED source	4pcs 3W RGBW LED,beam angle:40°
DMX channel	33CH
Laser safety	Class 4B
Scan system	stepping motor
Scanning angle	±20°
Modulation	analog
Control mode	DMX/Auto/Sound/Master-slave
Internal pattern	166 static patterns and 53 dynamic patterns
Signal Connector	3pin XLR DMX input & output
Pan/Tilt	540° /270° (16bit)
Display	LED display
IP rating	IP20
N.W.(KG)	3.6KG
Product dimension	210*165*310mm

Laser Light

Mobile-phone RGB laser light

RGB-202



ITEM NO.	RGB-201
Power supply	AC 100-240V 50/60Hz
Power consumption	22W
Total Laser power	2W RGB semiconductor integrated laser
Laser power/ Wavelength	Red: 400mW/638nm Green: 500mW/520nm Blue: 1200mW/450nm
Scan system	20K scanner
DMX channel	7/16CH
Laser safety	Class 2B
Scanning angle	±40°
Control mode	Auto/Sound/DMX512/Master-Slave/APP(LightElf) ✨
Display	LED display
IP rating	IP20
N.W.(KG)	3.6KG
G.W.(KG)	2.1KG
Product dimension	190*165*130mm
Carton size	48*42*43cm(8pcs/carton)



Effect Light

Super UFO SPL-UF0160



Power

Input voltage: AC100-240V 50/60Hz

Power consumption: 120W

Fixture

IP rating: IP20

Cooling method: fan cooling

Max ambient temp: 45°C

Case color: black

LED

LED type: 6*15W LED

Laser: 3*100mW RED/3*50mW Green/

LED type: 126pcs 5050 LED

Average lifespan: 50,000 hours

Control

DMX channel: 20/57 DMX channels

DMX connector: 3-Pin XLR input/output

Power connector: Power Con input/output

Control mode: DMX/master-slave/auto/sound

X-axis 540° Y-axis 180° Z: infinite rotation

Display: LED display with 4 push buttons

Color effect

Color: RGB color mixing

Electronic Dimming: 0 - 100%

Strobe: 1-25Hz

Dimension

Product dimension: 24*24*36cm

N.W: 5.5 KG



Effect Light



Kinetic lifting ball

LED-R201



Power

Input voltage: AC100-240V 50/60Hz

Power consumption: 120W

Fixture

IP rating: IP20

Cooling method: convention cooling

Max ambient temp: 45°C

Case color: black

LED

LED type 1: 8*10W RGBW 4in1 LED

LED type 2: 18PCSx0.3W RGB Tri LED

Average lifespan: 50,000 hours

Control

DMX connector: 3-pin XLR input/output

Power connector: powerCon input

Control mode: DMX/RDM

Display: LCD display with 4 push buttons

Various built-in shows controlled by DMX

Max lifting height: 8m

Color effect

Color: RGBW color mixing

Electronic Dimming: 0-100%

Strobe: 1-25Hz

Beam angle: 25°

Dimension

Controller size: 31.5*15*45cm

Black football diameter: 25cm

N. W: 10 KG



Effect Light

4-head hot wheel

LED-4150



Power

Input voltage: AC100-240V 50/60Hz

Power consumption: 150W

Fixture

IP rating: IP20

Cooling method: convention cooling

Max ambient temp: 45°C

Case color: black

LED

LED type : 10*10W RGBW 4in1 LED

Laser power: 50mW RED/100mW GREEN

Average lifespan: 50,000 hours

Control

DMX connector:3-pin XLR input/output

Power connector: powerCon input

Control mode: DMX512/Auou/master-slave/Sound

Display: LED display with 4 push buttons

Color effect

Color: RGBW+Laser

Electronic Dimming: 0-100%

Strobe: 1-20Hz

Beam angle: 25°

Dimension

Controller size:28*28*24cm

N. W: 5.2 KG

Effect Light



Mini Polar Fox 4in1 LED-415



Power

Input voltage: AC100-240V 50/60Hz

Power consumption: 80W

Fixture

IP rating: IP20

Cooling method: convention cooling

Max ambient temp: 45°C

Case color: black

LED

LED type : 4*15W RGBW 4in1 LED+2pcs 5W golden LED

Laser power: 100mW RED/100mW GREEN

Average lifespan: 50,000 hours

Control

DMX channel: 14/21CH

DMX connector:3-pin XLR input/output

Power connector: powerCon input

Control mode: DMX512/Auou/master-slave/Sound

Display: LED display with 4 push buttons

Color effect

Color: RGBW+Laser

Electronic Dimming: 0-100%

Strobe: 1-20Hz

Beam angle: 25°

Dimension

Controller size:26*26*16cm

N. W: 2.35 KG



Effect Light

Planet 1#

LED-XQ1#



Power

Input voltage: AC100-240V 50/60Hz

Power consumption: 120W

Fixture

IP rating: IP20

Cooling method: convention cooling

Max ambient temp: 45°C

Case color: black

LED

LED type1 : 8*10W RGBW 4in1 LED

LED type1 : 96pcs 5050 LED

Average lifespan: 50,000 hours

Control

DMX channel: 16CH

DMX connector:3-pin XLR input/output

Power connector: powerCon input

Control mode: DMX512/Auou/master-slave/Sound

Scanning speed: horizontal 540°

Vertical 360 degrees stepless rotation

Display: LED display with 4 push buttons

Color effect

Color: RGBW

Electronic Dimming: 0-100%

Strobe: 1-20Hz

Beam angle: 25°

Dimension

Controller size:31*25*37cm

N. W: 4.25 KG

Effect Light



Planet 3#

LED-XQ3#



Power

Input voltage: AC100-240V 50/60Hz

Power consumption: 150W

Fixture

IP rating: IP20

Cooling method: Fan cooling

Max ambient temp: 45°C

Case color: black

LED

LED type1 : 12*10W RGBW 4in1 LED

LED type1 : 96pcs 5050 LED

Laser:100mW RED;50mW

Average lifespan: 50,000 hours

Control

DMX channel: 16CH

DMX connector:3-pin XLR input/output

Power connector: powerCon input

Control mode: DMX512/Auou/master-slave/Sound

Scanning speed: horizontal 540°

Display: LED display with 4 push buttons

Color effect

Color: RGBW

Electronic Dimming: 0-100%

Strobe: 1-20Hz

Beam angle: 25°

Dimension

Controller size:43*39.5*36.5cm


N. W: 5.5 KG





Effect Light

Imaging light CXD-300W



Power

Input voltage: AC100-240V 50/60Hz

Power consumption: 300W

Fixture

IP rating: IP20

Cooling method: Fan cooling

Max ambient temp: 45°C

Case color: black

LED

LED : 300W LED

CRI: > 90

Average lifespan: 50,000 hours

Control

DMX channel: 2/4CH

DMX connector: 3-pin XLR input/output

Power connector: powerCon input

Control mode: DMX512/Auou/master-slave/Sound

Display: LED display with 4 push buttons

Color effect

Color: 3200K/6500K

Electronic Dimming: 0-100%

Strobe: 1-20Hz

Beam angle: 19/26/36/50°

Dimension

Controller size: 34*27*65cm

N. W: 9.3 KG

Effect Light



MINI Imaging light

CXD-100W MINI



Power

Input voltage: AC100-240V 50/60Hz

Power consumption: 100W

Fixture

IP rating: IP20

Cooling method: Fan cooling

Max ambient temp: 45°C

Case color: black

LED

LED : 100W LED

CRI: > 90

Average lifespan: 50,000 hours

Control

DMX channel: 2CH

DMX connector: 3-pin XLR input/output

Power connector: powerCon input

Control mode: DMX512/Auou/Master-slave/Sound

Display: LED display with 4 push buttons

Color effect

Color: 3200K/5600K

Electronic Dimming: 0-100%

Strobe: 1-20Hz

Beam angle: 15-30°

Dimension

Controller size: 39*19*13.5cm

N. W: 2.6KG



PAR Light

LED PAR LIGHT ED-P2415 IP



Power

Input voltage: AC100-240V 50/60Hz

Power consumption: 219W

Fixture

IP rating: IP65

Cooling method: convention cooling

Max ambient temp: 45°C

Case color: black

LED

LED type1 : 24*15W RGBLA-UV 6in1 LED

Average lifespan: 50,000 hours

Control

DMX channel: 6/7/8/10CH

DMX connector:3-pin XLR input/output

Power connector: power Con input/output

Control mode: DMX512/Auou/master-slave/Sound

Display: LED display with 4 push buttons

Color effect

Color: RGBLA-UV

Electronic Dimming: 0-100%

Strobe: 1-25Hz

Beam angle: 25°

Dimension

Controller size:28.7*22.2*24.8cm

N. W: 4.3 KG

PAR Light



LED PAR LIGHT

LED-P1815 IP



Power

Input voltage: AC100-240V 50/60Hz

Power consumption: 200W

Fixture

IP rating: IP65

Cooling method: convention cooling

Max ambient temp: 45°C

Case color: black

LED

LED type1 : 18*15W RGBLA-UV 6in1 LED

Average lifespan: 50,000 hours

Control

DMX channel: 6/7/8/10CH

DMX connector:3-pin XLR input/output

Power connector: power Con input/output

Control mode: DMX512/Auou/master-slave/Sound

Display: LED display with 4 push buttons

Color effect

Color: RGBLA-UV

Electronic Dimming: 0-100%

Strobe: 1-25Hz

Beam angle: 25°

Dimension

Controller size:28.7*22.2*24.8cm

N. W: 4.3 KG



PAR Light

LED PAR LIGHT LED-P1220 IP



Power

Input voltage: AC100-240V 50/60Hz

Power consumption: 202W

Fixture

IP rating: IP65

Cooling method: Fan cooling

Max ambient temp: 45°C

Case color: black

LED

LED type1 : 12*20W RGBL 6in1 LED

Average lifespan: 50,000 hours

Control

DMX channel: 4/5/6/8CH

DMX connector:3-pin XLR input/output

Power connector: power Con input/output

Control mode: DMX512/Auou/master-slave/Sound

Display: LED display with 4 push buttons

Color effect

Color: RGBL

Electronic Dimming: 0-100%

Strobe: 1-25Hz

Beam angle: 25°

Dimension

Controller size:28.7*22.2*24.8cm

N. W: 4.3 KG

PAR Light



LED PAR LIGHT

LED-2508



Power

Input voltage: AC100-240V 50/60Hz

Power consumption: 200W

Fixture

IP rating: IP65

Cooling method: Fan cooling

Max ambient temp: 45°C

Case color: black

LED

LED type1 : 25*8W RGBWY 5in1 LED

Average lifespan: 50,000 hours

Control

DMX channel: 5/9CH

DMX connector:3-pin XLR input/output

Power connector: power Con input/output

Control mode: DMX512/Auou/master-slave/Sound

Display: LED display with 4 push buttons

Color effect

Color: RGBWY

Electronic Dimming: 0-100%

Strobe: 1-25Hz

Beam angle: 25°

Dimension

Controller size:23*12*25cm


N. W: 3.3 KG



PAR Light

LED PAR LIGHT

LED-1608



Power

Input voltage: AC100-240V 50/60Hz

Power consumption: 150W

Fixture

IP rating: IP65

Cooling method: Fan cooling

Max ambient temp: 45°C

Case color: black

LED

LED type1 : 16*8W RGBW 4in1 LED

Average lifespan: 50,000 hours

Control

DMX channel: 4/8CH

DMX connector:3-pin XLR input/output

Power connector: power Con input/output

Control mode: DMX512/Auou/master-slave/Sound

Display: LED display with 4 push buttons

Color effect

Color: RGBW

Electronic Dimming: 0-100%

Strobe: 1-25Hz

Beam angle: 25°

Dimension

Controller size:23*12*25cm

N. W: 3.3 KG

PAR Light



LED PAR LIGHT

LED-P450 II IP



Power

Input voltage: AC100-240V 50/60Hz

Power consumption: 188W

Fixture

IP rating: IP65

Cooling method: Fan cooling

Max ambient temp: 45°C

Case color: black

LED

LED type1 : 4*50W CW/WW LED

Average lifespan: 50,000 hours

Control

DMX channel: 4/5/6/8CH

DMX connector: IP65 3-pin XLR input/output

Power connector: IP65 power Con input/output

Control mode: DMX512/Auto/Master-slave/Sound

Display: LED display with 4 push buttons

Color effect

Color: WW/CW

Electronic Dimming: 0-100%

Strobe: 1-25Hz

Beam angle: 25°

Dimension

Controller size: 28.7*22**25.7 cm

N. W: 4.3 KG



Effect Light

LED Par light LED-P450



Power:

Voltage: AC100-240V

Frequency: 50/60Hz

Power Consumption: 190W

LED:

LED Light source: 4x 50W (2x Warm white 3000K+2x White 6500K)

Beam angle: 25°

Dimmer: 0-100%

Strobe: 1S/25

Features:

Color: Multi effect change

Fan: 1pc

Inner effect: Speed adjustable. Inner program can be using by
DMX and Pre-program

Control:

DMX Channels: 4CH/8CH

Control mode: DMX /Auto/RDM

Display: LED Display

Input/Output:

DMX connection: 3 pins XLR In&Out

Power connection: IEC In

Fixture:

IP Rate: IP20

Max ambient temp: 45°

Cooling method: fan cool

Case color: Black

Dimension

Product size: 27*24.5*25cm

N.W.: 2.4kg

Effect Light



LED Par light COB-200W



Power

Input voltage: AC100-240V 50/60Hz

Power consumption: 175W

Fuse: 2A/250V

Fixture

IP rating: IP25

Cooling method: fan cooling

Max ambient temp: 45°C

Case color: black

LED

LED type: 200W COB Dual white LED, CRI90

LED QTY: 1pc

Color temperature: 3200K+5000K

Average lifespan: 50,000 hours

Control

DMX channel: 2/6 DMX channels

DMX connector: 3-Pin XLR input/output with cable

Power connector: PowerCon input/output with cable

Control mode: DMX/master-slave/sound activated/auto

Display: LED display with 4 push buttons

Flicker free operation

With bardoor

Color effect

Color: 3200K-5000K white

Electronic Dimming: 0-100%

Strobe: 1-25Hz

Beam angle: 45°

Dimension

Product dimension: 56.5x15x26cm

N.W: 4.2KG

Effect Light



LED PAR light

LED-418



Input power:AC100-240V 50/60Hz

Power: 220W

LED:4*18W 6in1 LED

IP Rate:IP20

DMX channels: 6*10CHS

Average lifespan: 50,000 hours

Beam angle:25/30°

Strobe: 1-30Hz/s

Electronic Dimming: 0-100%

Control mode:DMX512/master/slave/Auto/Sound

Display:LCD Display

LED PAR light

LED-1218S IP



Input power:AC100-240V 50/60Hz

Power: 220W

LED:12*18W 6in1 LED

IP Rate:IP65

DMX channels: 6*10CHS

Average lifespan: 50,000 hours

Beam angle:30°

Strobe: 1-30Hz/s

Electronic Dimming: 0-100%

Control mode:DMX512/master/Slave/Auto/Sound

Display:LED Display



Effect Light

PITCH LED-P3.9



Lighting point color 1R1G1B
Unit board resolution 52*52=2704DOTS
Unit board weight 0.67 kg
Cabinet resolution 104*208
Box area 0.5m²
Profile aluminum box weight 12.16KG ± 0.05KG
The main technical parameters
Best sight distance 4m~70m
Viewing angle horizontal ≥ 160° optional
Vertical ≥ 160° optional
Average power consumption < 500W/ m²
Maximum power consumption < 1200w/ m²
Control mode: synchronous control
Graphics card DVI graphics card
Drive mode 1/13 scan
Maximum power ≤ 40W
Refresh rate ≥ 1920Hz
White balance brightness ≥ 4000cd/ m²
Frame change frequency ≥ 50/60
Brightness adjustment method Brightness induction automatic adjustment
16-level adjustable
Software manual adjustment: 100-level adjustable 100
computer operating system
WIN98, WINXP, WIN2000, etc
video signal
RF, S-Video, RGB, RGBHV, YUV, YC, COMPOSITION, etc.
Control System
PCTV card (optional) + DVI graphics card + main control card + optical fiber
transmission (optional)
Mean time between failures ≥ 5000 hours
Life 75000~100000 hours
Pixel out of control rate < 0.0002 pieces
Item classification PH4.81-13S
Package form 3 in 1
LED package 1921

Effect Light



PITCH

LED-P3.91



Lighting point color 1R1G1B

Unit board resolution $52*52=2704$ DOTS

Unit board weight 0.67 kg

Cabinet resolution $104*208$

Box area 0.5m^2

Profile aluminum box weight $12.16\text{KG} \pm 0.05\text{KG}$

The main technical parameters

Best sight distance $4\text{m} \sim 70\text{m}$

Viewing angle horizontal $\cong 160^\circ$ optional

Vertical $\geq 160^\circ$ optional

Average power consumption $< 500\text{W}/\text{m}^2$

Maximum power consumption $< 1200\text{w}/\text{m}^2$

Control mode: synchronous control

Graphics card DVI graphics card

Drive mode 1/13 scan

Maximum power $\leq 40\text{W}$

Refresh rate $\geq 1920\text{Hz}$

White balance brightness $\geq 4000\text{cd}/\text{m}^2$

Frame change frequency $\geq 50/60$

Brightness adjustment method Brightness induction automatic adjustment

16-level adjustable

Software manual adjustment: 100-level adjustable 100

computer operating system

WIN98, WINXP, WIN2000, etc

video signal

RF, S-Video, RGB, RGBHV, YUV, YC, COMPOSITION, etc.

Control System

PCTV card (optional) + DVI graphics card + main control card + optical fiber transmission (optional)

Mean time between failures ≥ 5000 hours

Life 75000~100000 hours

Pixel out of control rate < 0.0002 pieces

Item classification PH4.81-13S

Package form 3 in 1

LED package 1921



Effect Light Water Mist machine SWJ-001



Input Voltage:100-240V 50/60Hz

Power:2000W

Control mode:DMX512/remote control/digital display

Coverage:about 100M²

Water Mist machine SWJ-002



Input Voltage:100-240V 50/60Hz

Power:3000W

Control mode:DMX512/remote control/digital display

Coverage:about 150M²

Fog Machine Series



FOG Machine

SPL-1500W



Voltage: 220V/60Hz

Power: 550W

Fuse: F5A

Pre-heating time: 2 minutes

Tank capacity: 2L

Controller: Manual control, Remote control and DMX control.

DMX channel: 2channels

Battery Flame machine

PHJ-002



Voltage: AC100 - 240V 50/60Hz

Power: 145 W

Fuse: T1A

Fire Height: 1~5m

Coverage: 1m³

DMX Channel: 6CH

Recharge time: 10 hours.

Control: Wire control and Master/ Slave, DMX512 control with wire mode and wireless mode.

Please refer below information which test on this working way of Temperature is

22.5°C and Relative humidity is 40%.

Battery working time about 60 minutes.



Fog Machine Series

1500W LED vertical Fog Machine

FG-1512



Light source: 12 pcs 3W red, green and blue 3in1 LED

Voltage: AC100-220V,50/60Hz

Evaporator: 1500W heating power

Current limit insurance: 230V/5A

Warm-up time: 8~15min

Barrel full capacity: 3L

Continuous smoke spray time: 40~50s

Smoke spray distance: 5m

Include remote controller

Control mode: DMX/auto/master-slave/sound/remote control

1500W LED Fog Machine

FG-1509



Light source: 9pcs 3W red, green and blue 3in1 LED

Voltage: AC100-240V,50/60Hz

Evaporator: 1500W heating power

Current limit insurance: 230V/5A

Warm-up time: 8~15min

Barrel full capacity: 3L

Continuous smoke spray time: 40~50s

Smoke spray distance: 5m

Including remote controller

Control mode: DMX/auto/master-slave/sound/remote control

Fog Machine Series



LED & CO₂ jet machine

FG-Q300



Voltage: AC220V/50Hz

Power: 85W

LED: 3W×21pcs (red 7+green 7+blue 7)

Control: DMX control , wire control (Selection function,
without wire controller)

DMX channel: 7CH

Input: Liquid CO₂

Working pressure: 6 MPa

Fuse: 3.15A

Net weight: 7.4KG

Dimension: 257×240×373MM

Notice: Design and product specifications



DMX Controller Series

Tiger Touch

DMX-4096



1. Powerful Titan V9.1 operating system;
2. Core I5 processor, 60GB solid state drive, 4G memory;
3. Support Chinese menu display, built-in multi-language;
4. Built-in 15.4-inch high resolution widescreen touch screen (industrial screen), external 17-inch touch screen
5. Comes with 4 DMX512, 8 DMX512, 12 DMX512 outputs,
6. Support Art-Net network function, can be extended to 12 DMX output lines (domains), 6144 channels;
7. 10 megafuction buttons that allow you to operate the console faster;
8. 10 playback faders, supporting more than 1000 program playback;
9. Powerful property control window, CMY\RGB color picker system;
10. Support graffiti screen identification function;
11. Quick and easy to use graphics generator, the built-in graphics of the classification are easier to use;
12. Support CIPT protocol, you can directly see the image thumbnail of the media clip in the media server on the console;
13. Support Wi-Fi access, wireless control lights, mobile devices (iPhone, iPad Touch) remote control lamps;
14. Built-in thousands of light libraries, built-in light library editing software, you can edit the light library on the console at any time;
15. Built-in Visualiser line lighting visualization software,
16. Support MIDI time code sound and light synchronization function, you can also play music transmission time code in the console to control the lighting program playback.
17. Net weight: 14KG Weight: 32kg
18. Size: 680*440*170mm Size: 800*430*330mm (air box)

DMX Controller Series



2010 Console

DMX-2010



1. With 2048 DMX channels, 4 optically isolated DMX outputs
2. Can control 240 sets of independent address code computer lights
3. Set the memory drive to accommodate:
 - 4.--3000 other libraries
 - 5.--100 multi-show programs
 - 6.- external mobile storage card
7. With theater and replay function
8. Built-in graphics effect generator, convenient for users on the computer
9. The light is controlled by effects, such as drawing circles, waves,
10. A variety of brightness changes
11. Can use the USB disk to store multiple user performance files and system backup,
12. The latest lamp library file or console new software downloads have been added;
13. Loaded to the console.
14. Chase program music departure function
15. Power: AC 100V-240V, 50/60Hz
16. Net weight: 24kg
17. Product size: 750X630X170mm



DMX Controller Series

384 Console

DMX-384



1. DMX512/1990 Standard
2. Controls 12 intelligent lights of up to 32 channels, totally 384 channels
3. 30 banks, each with 8 scenes; 6 chase, each with up to 240 scenes
4. Record up to 6 chases with fade time and speeds
5. 16 sliders for direct control of channels
6. MIDI control over banks, chases and blackout
7. Built-in microphone for music mode
8. Auto mode program controlled by fade time sliders
9. DMX in/out: 3 pin XRL
10. LED gooseneck lamp
11. Plastic end housing

240 Console

DMX-240



- 1, the total number of channels: 504, the number of controllable computer lights: 20
- 2, the maximum number of channels of controllable computer lights: 24 channels
- 3, the maximum number of steps in the program (scene): 20 steps
- 4, the total number of steps (scene): 240 steps
- 5, the scene pause time: 0.1-25.5 seconds / step
- 6, the scene gradient speed: 0.1-25.5 seconds
- 7, storage capacity: 128K large capacity memory card
- 8, input voltage: AC110-240V; 50/60HZ; 9V/1A
- 9, size: 480 * 250 * 91mm
- 10, weight: 5KG

DMX Controller Series



192 Console

DMX-192



1. With 192 channels
2. DMX signal output
3. Digital LED display
4. 8 channel faders, with page button, controllable 16 channels
5. Can control 12 16 channel computer lights
6. With high-speed processing chip for accurate mathematical operations
7. With extremely convenient and flexible editing mode and computing mode, easy to learn and use
8. Suitable for cultural performances, theaters, song and dance performances, TV studio lights occasions.
9. Power input: AC220V~230V, 50Hz/60Hz
10. External dimensions: 482 × 132 × 70 (mm)
11. Weight: 2.6kg

Laptop console

Laptop -001



1. Intel Core I5cpu, 4GB of RAM, and 120gb of solid-state drives.
2. Smooth running MA3D and WYSIWYG3D software for advanced rendering of
3. 119-inch widescreen touch screens. Four.
4. Input Voltage: 100V ~ 240V 50 ~ 60Hz, UPS Uninterruptible Power Supply
5. 2 DMX-512 output interface, 1 DMX-512 input interface (composite),
6. 1 LTC time code input interface, 1 MIDI time code input interface.
7. 1 master dimmer wheel, 4 attribute table code wheels, 1 master push rod, 2 AB push rod,
8. 6 program playback push rod, 12 program storage function keys,
9. 4 USB interface, 1 audio interface, 1 network interface



Accessories Series

Light hook



LH-01



LH-02



LH-03



LH-04



LH-05



LH-06

Safety rope



70cmx2.5mm without
or with spring hook



70cmx3mm without
or with spring hook




80cmx4mm without
or with spring hook



100cmx5mm without
or with spring hook

Rubber Cord



RC-05



RC-02



Ablite Professional Stage Lighting

Ablite Professional Stage Lighting

Fray Servando #120 int. 502
CENTRO CUAUHTÉMOC 06000
CIUDAD DE MEXICO
MEXICO